



**ALBERTA  
PACIFIC**  
FOREST INDUSTRIES INC

## **Al-Pac Dispatch / Scalehouse**

P.O. Box 8000 Boyle, Alberta, Canada T0A 0M0  
Telephone: (780) 525-8124 Fax: (780) 525- 8094

April 5, 2017

Dear Contractor,

Important things to know about registering your truck with Al-Pac:

We require **COMPLETE** copies of the following documents:

- 1) Al-Pac Truck Registration Form**
- 2) Current Truck Registration**
- 3) Winter Permit**
- 4) Annual Equipment Exemption Permit (9&10 Axle)**
- 5) Annual Permanently Mounted Equipment Permit (pickers/self-loaders only)**

### **The Al-Pac Truck Registration Form**

- **Submit one form for every configuration**
- Complete all sections that are applicable and sign form.
- This signature verifies that the information is current and correct.
- The Truck Registration Form and all above supporting documentation are required twice a year (**every May 1<sup>st</sup> and October 31<sup>st</sup>**) for the Spring and Winter Haul seasons.

**\*NEW\* - Year of Truck/Trailer – required for audit and reporting purposes.**

### **Government/Semi-Annual Inspections**

- Al-Pac requires two inspections every year for each truck and trailer(s).
- Inspections **must be completed within 90 days** of registering your truck to begin hauling (May 1<sup>st</sup> and October 31<sup>st</sup>).
- For example, if you are starting to haul May 1, 2017 your inspection must have been completed **after** February 1, 2017.

### **Configurations**

- If hauling with numerous configurations, submit a completed Al-Pac Truck Registration Form with permits for every configuration.
- **Any configuration changes must be reported to Dispatch, prior to hauling.**

### **Hazard Assessments and/or Manufactured Specs**

- Hazard Analysis and Manufactured Specs only affect the truck's weight when winter weights come into effect.
- OH&S standards require all trucks provide Al-Pac with information on their equipment.
- Owners are responsible for completing their own paper work on their truck spec.
- **HAZARD ASSESSMENTS ARE VALID FOR THREE YEARS.**

### **Steering Tire Width**

- If you are a 6AHay and have requested additional weights from the Alberta Government we will require your steering tire size to confirm eligibility for additional weights.

### **Yard Radio**

- Prior to arriving at the Scalehouse, all trucks must have the required radio channel (Al-Pac yard channel - VHF frequency 170.490 MHz).

### **Al-Pac Yard Orientations**

- **Available online - [www.alpac.ca](http://www.alpac.ca)**
- Orientations are offered at the Scalehouse, daily from 7am to 5pm.

### **Hoist Reload**

- All drivers that use the Hoist Reload will be required to complete a 2hr orientation.
- **Hoist orientations are only offered Wednesday at 1pm.** Please contact (780) 525-8400 for an appointment.
- Note - some Hoist Trainers (approved personnel outside of Al-Pac ONLY) have been trained to offer the classroom training, exam and sign off practical.
- Once that has been completed, submit the completed form to Dispatch to verify and a Reload Hoist Card will be created, which is valid for three years.

## **Dispatch requires 48 hours to update all Al-Pac Truck Registration Forms.**

**Failure to comply with this may result in your truck being parked until ALL mandatory documents have been submitted.**

**Confirm with Dispatch that your truck has successfully been registered PRIOR to arriving at the Al-Pac Scalehouse.**

**Any questions regarding the above information, please contact Dispatch at (780) 525-8124.**

**Sincerely,  
Al-Pac Dispatch**



# AL-PAC CONFIGURATIONS

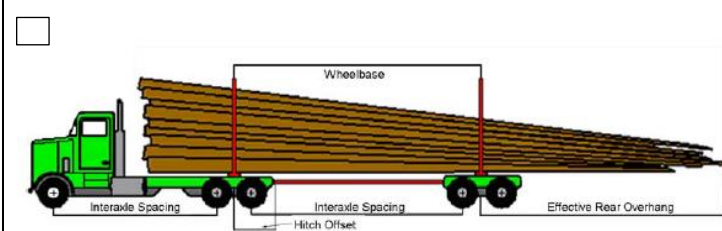
Please check off correct configuration

Government Term

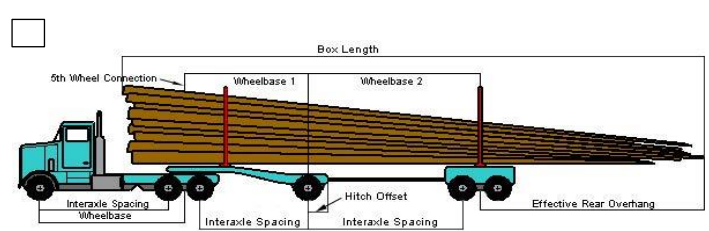
*Al-Pac Abbreviation*

Please ensure you choose the correct configuration for Al-Pac Registration Form being completed.

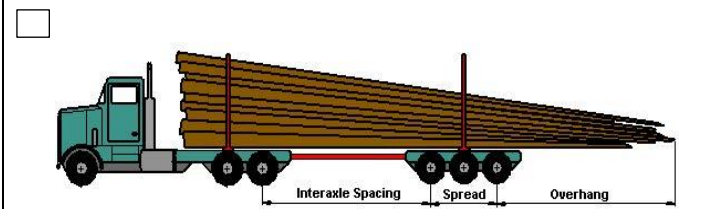
## 5, 6, 7 Axle Configurations



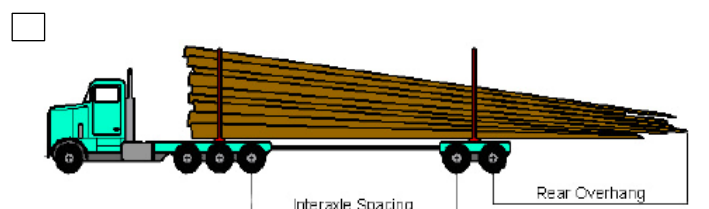
Standard Log Truck  
**5A**



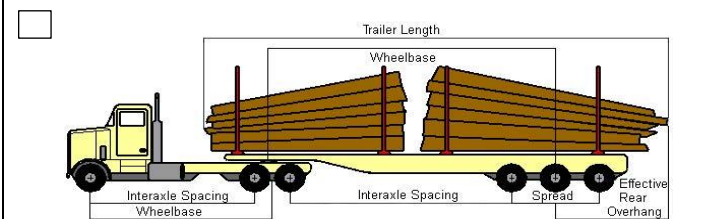
Single Axle Jeep Logger – Long & Medium Spread  
**6A (Long and Medium Combined)**



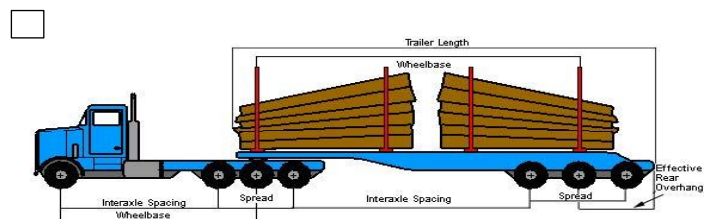
Tandem Truck Tridem Pole Trailer  
**6ATRIPOLE**



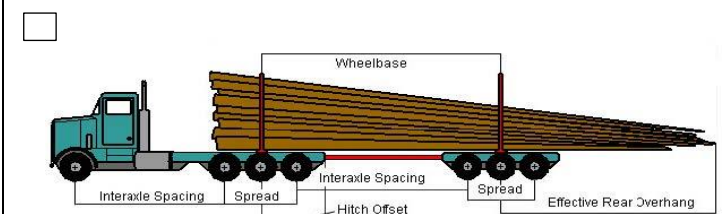
Tridem Drive Truck – Tandem Pole Trailer  
**6ATRIDI**



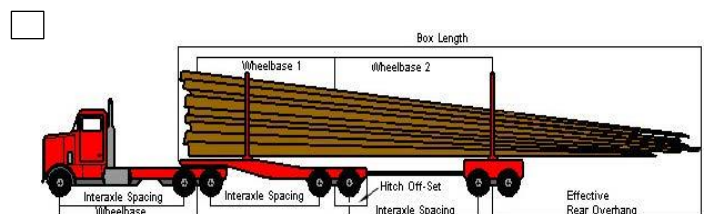
Tandem Drive Tridem Semi Trailer  
**6AHAY**



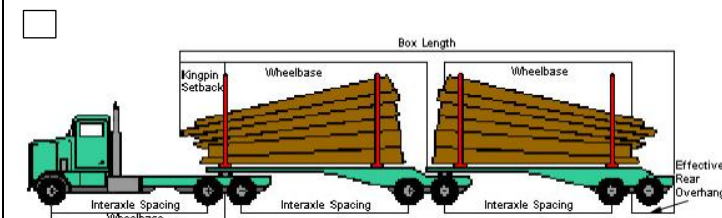
Tridem Drive Truck Tridem Semi Trailer  
**7AHAY**



Tridem Drive Truck - Tridem Pole Trailer  
**7ATRI**



Tandem Axle Jeep Logger  
**7AL**



7 Axle B-Train  
**7AL**

**PLEASE CHECK THIS BOX IF YOUR CONFIGURATION IS A SELF LOADING TRUCK / PICKER TRUCK**

CONFIGURATIONS CONTINUED ONTO NEXT PAGE...

# 8, 9, 10 Axle Configurations

Tridem Drive Truck – Quad Axle Semi Trailer  
**QUADTRIDRI**

Tandem Axle Jeep – Tridem Semi Trailer  
**1 or both trailers 8'6"**  **Both trailers 9'6"**

Tandem Axle Jeep – Tridem Pole Trailer  
**TRIPOLE**  
**1 or both trailers 8'6"**  **Both trailers 9'6"**

Tridem Drive B-Train  
**SBS**

8 Axle B-Train Logging Truck  
**SBS**

Double Pole Trailer – No Hinge  
**8 Axle Pole Pole B-Train** **PLPL**

Double Pole Trailer – With Hinge  
**8 Axle Hinged Pole B-Train** **HPL**

Tandem Drive 9 Axle B-Train  
**9A233F / 9ATANTRITRI**

Tridem Drive 9 Axle B-Train  
**9A332F / 9ATRITRITAN**

Tridem Drive 10 Axle B-Train  
**10ALF / 10TRITRITRI**